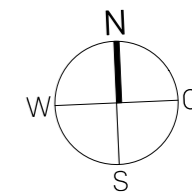


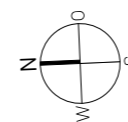
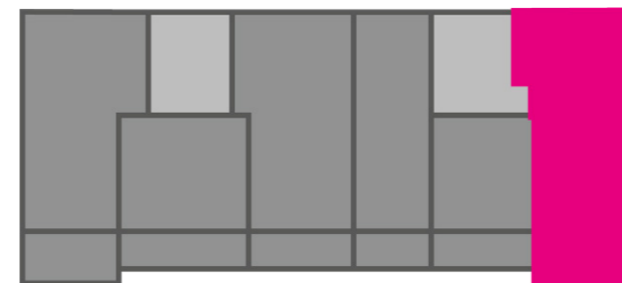
Unverbindliche Visualisierung



Maßstab 1:50



Wohnen/Essen/Küche	28,02 m ²
Schlafen	12,18 m ²
Kind	9,73 m ²
Bad	6,06 m ²
Flur	4,74 m ²
Abstellraum	1,09 m ²
Terrasse (50%)	7,52 m ²
DIN-Wohnfläche ges.	69,34 m²
(inkl. 1% Putzabzug)	



Haus C23



Ansicht West

Sindelfingen-Maichingen
Haus C23
Erdgeschoss